

ACCOMMODATION

Stay in the Wild, explore, create memories

Set in the quietude of nature, KWS offers a modest and wide range of self-catering accommodation options targeting the budget traveler. Whether you are looking to get away from the exhausting grind of life, a break away from the hustle and bustle of the city right into the serenity of bush, or you just long to soak in your senses and reconnect with nature, KWS bandas and guesthouses offer the perfect ambience.

Mt. Kenya N. Park offers the following:

BATIAN GUEST HOUSE

Accommodation

1 unit, 8 pax - Consists of four bedrooms. Two bedrooms with a double bed each. The other two bedrooms have two single beds each.

Amenities

Bathroom and WC, furnished sitting room, dining area and kitchen, kerosene lamps, blankets, pillows, beddings, towels and toiletries. Lighting is by electricity. A caretaker is available.

Rates

Citizens&Residents: **Ksh. 10,000**
Non-Residents: **US\$ 180**



SIRIMON BANDAS

Accommodation


2units; 4 pax - Comprises of two semidetached bandas. Each Banda has two bedrooms, one with a double bed and one with two single beds.

Amenities

Furnished bandas with a fully equipped kitchen opening into the living room. Lighting is by electricity. A house care taker is provided.

Rates

Citizens & Residents: **Ksh. 4,000**
Non-Residents: **US\$ 80**



CAMPING: PUBLIC CAMPSITES

1. **Kisoi Munyao Campsite**
2. **Met station & Mackinders Campsites** - Privately managed by Naromoru River Lodge
3. **Mathenge Campsite**
4. **Shipton Campsite** – Managed by Bantu Lodge
5. **Likii North Campsite**
6. **Majors Campsite**

Note to Visitors: Camping is charged as a one off payment in Mt. Kenya N. Park irrespective of duration of stay.

For this category standard amenities are provided; water, toilet/bath-room and kitchen area. Public campsites do not require prior booking.

- Reservation of bandas/guesthouses is done through the park warden or through KWS headquarters reservations desk; reservations@kws.go.ke

PARK FEES

	Adult	Child/Student
CITIZENS	KSH	KSH
Mt.Kenya(Day trip)	250	215
Mt.Kenya(3 day package)	700	645
Mt.Kenya(4 day package)	950	860
Mt.Kenya(5 day package)	1,200	1,075
Mt.Kenya(6 day package)	1,450	1,290

	Adult	Child/Student
RESIDENTS	KSH	KSH
Mt.Kenya(Day trip)	250	215
Mt.Kenya(3 day package)	700	645
Mt.Kenya(4 day package)	950	860
Mt.Kenya(5 day package)	1,200	1,075
Mt.Kenya(6 day package)	1,450	1,290

	Adult	Child/Student
NON-RESIDENTS	USD	USD
Mt.Kenya(Day trip)	30	20
Mt.Kenya(3 day package)	85	55
Mt.Kenya(4 day package)	110	75
Mt.Kenya(5 day package)	140	95
Mt.Kenya(6 day package)	175	115

Pay for your entry to any of our Parks or Reserves via:



SPECIAL SERVICES/ACTIVITIES

Security/Guided tour per guide:

- Ksh. 1,720 – up to 4 hours
- Ksh. 3,015 – Over 4 hours

Fishing in Mt. Kenya (per line-per day):






- Ksh. 1,550 – Over 4 hours

NB: Mountain climbing routes WITHOUT an official guide include:

- **Kamweti**
- **Burguret**
- **Marania**
- **Themwe**

Visitors **MUST** inform the office on their intention to use any of these routes and exit gates in advance.

VEHICLE CHARGES PER DAY

 Less than 6 Seats 300/=	 6-12 Seats 1,030/=	 13-24 Seats 2,585/=
 25-44 Seats 4,050/=	 45 Seats and above 5,000/=	

Important Information for Visitors:

- Guides and potters are vetted and provided with operational identification cards by the park management. Kindly inquire when in need of their services.
- Luggage carried by guides and potters is limited to a maximum of 25kg per person. Weighing is done at the gates on entry.
- The park follows the principle of “Leave no trace” hence all visitors should declare all consumables on entry and waste on exit to protect the ecosystem.
- Speed limit is 30km/h and maximum tonnage is 3.5 tonnes



MT. KENYA NATIONAL PARK



Come Touch The Sky

INTRODUCTION

Mount Kenya is the second highest peak in Africa and is an ancient extinct volcano. There are 12 remnant glaciers on the mountain, all receding rapidly, and four secondary peaks that sit at the head of the U-shaped glacial valleys. With its rugged glacier-clad summits and forested middle slopes, Mount Kenya is one of the most impressive landscapes in East Africa.

The park hosts approximately 20 lakes and tarns. There are three major peaks that dot the mountainous scenes. These are; **Batian (5,199m)** & **Nelion (5,188m)**. The two are mainly for visitors interested in technical climbing activities. The third peak is **Point Lenana (4,984m)**.

The scenery and ecological formations surrounding this World Heritage Site are breathtakingly beautiful. The Park is also a Biosphere Reserve.



KEY ATTRACTIONS & ACTIVITIES

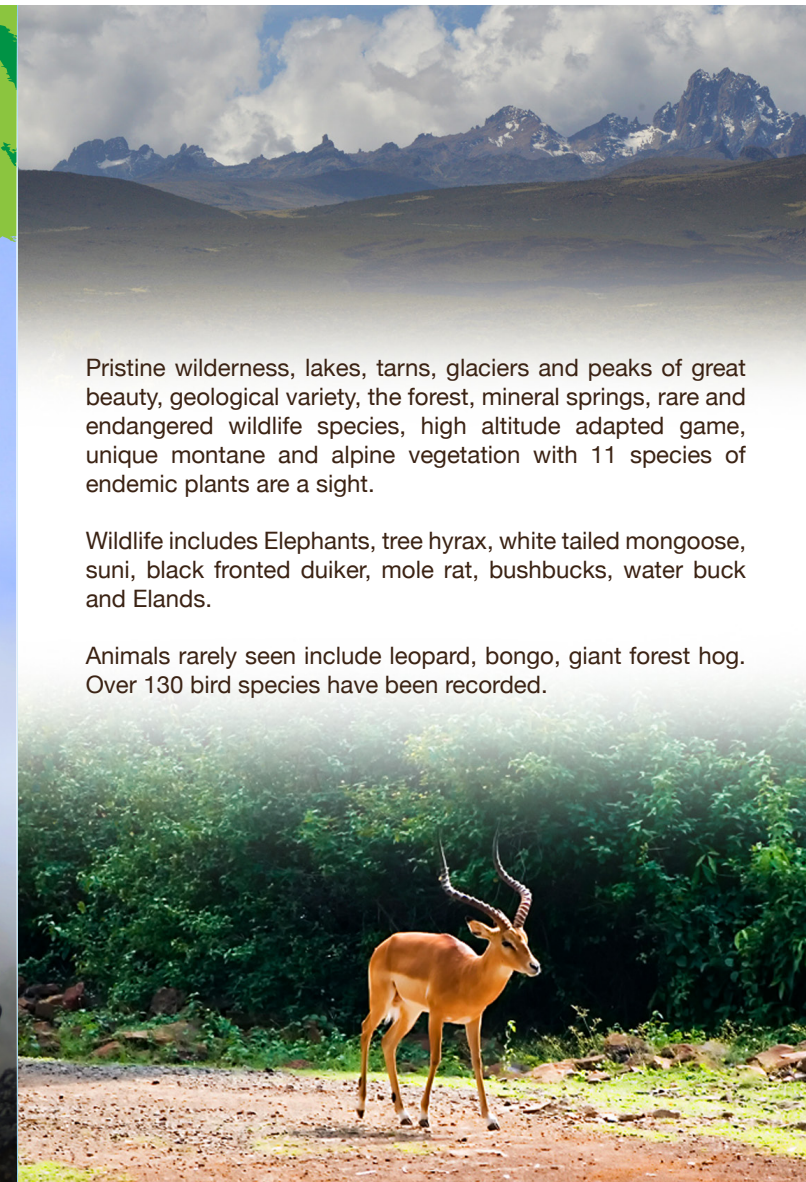
The snowcapped mountain that the Agikuyu, Aembu and Ameru communities believed to be the home of their traditional God-Ngai is definitely a puller. It is a place to be treated with respect and reverence by visitors who come here among other things seeking divine and spiritual nourishment.



Pristine wilderness, lakes, tarns, glaciers and peaks of great beauty, geological variety, the forest, mineral springs, rare and endangered wildlife species, high altitude adapted game, unique montane and alpine vegetation with 11 species of endemic plants are a sight.

Wildlife includes Elephants, tree hyrax, white tailed mongoose, suni, black fronted duiker, mole rat, bushbucks, water buck and Elands.

Animals rarely seen include leopard, bongo, giant forest hog. Over 130 bird species have been recorded.



WHAT TO TAKE WITH YOU

Personal effects, clean drinking water, food, camping equipment if the visitor intends to stay overnight in the camp.

Also important are; Camera, binoculars, sunscreen, insect repellent, first aid kit, sunglasses, appropriate hiking/mountaineering gear and reserve car fuel if intending to be in the park longer.




HOW TO GET THERE



By Air: The closest commercial airstrip to the park is at Nanyuki.

By Road: 175 km from Nairobi, the park can be reached on the Nanyuki-Isiolo road via Sirimon Track or Nyeri-Nanyuki road near Naro Moru. The park is also accessible via Chogoria on the Embu - Meru road, about 150km north of Nairobi.



PARK RULES

Adhere to Park entry and exit times. Unless you are an overnight visitor, always exit the park before dusk. Park gates open at 6:00 am and close at 6:00 pm.

1

General rules of the road apply. Car hooting and driving under the influence of alcohol is strictly prohibited.



Move slowly and quietly but remember all animals are wild and can react dangerously if startled.

3



All KWS parks, reserves and sanctuaries are **SINGLE USE PLASTIC FREE ZONES**.

MT. KENYA NATIONAL PARK

Phone: +254 723 690 482 • Toll Free Number: 0800597000

Email: mountkenya@kws.go.ke

Kenya Wildlife Service • @kwskenya • kenyawildlifeservice • kws.go.ke