

PARK FEES

	Citizen	Residents	Non-Residents
	KSH	KSH	USD\$
Adult	300	600	22
Child/Student	125	255	13

Pay for your entry to any of our Parks or Reserves via:








SPECIAL SERVICES/ACTIVITIES

Security/Guided tour per guide:

- Ksh. 1,720 – up to 4 hours
- Ksh. 3,015 – Over 4 hours

It is recommended that visitors in need of these services request two rangers.

VEHICLE CHARGES PER DAY

 Less than 6 Seats 300/=	 6-12 Seats 1,030/=	 13-24 Seats 2,585/=
 25-44 Seats 4,050/=	 45 Seats and above 5,000/=	


WHAT TO TAKE WITH YOU

Personal effects, clean drinking water and food. Also important are; Camera, binoculars, sunscreen, insect repellent, first aid kit, sunglasses and appropriate hiking gear.



HOW TO GET THERE

By Road: ...



THE SANCTUARY DOESN'T OFFER ANY ACCOMMODATION OR CAMPING OPTIONS.




LAKE SIMBI NATIONAL SANCTUARY



For the Birds

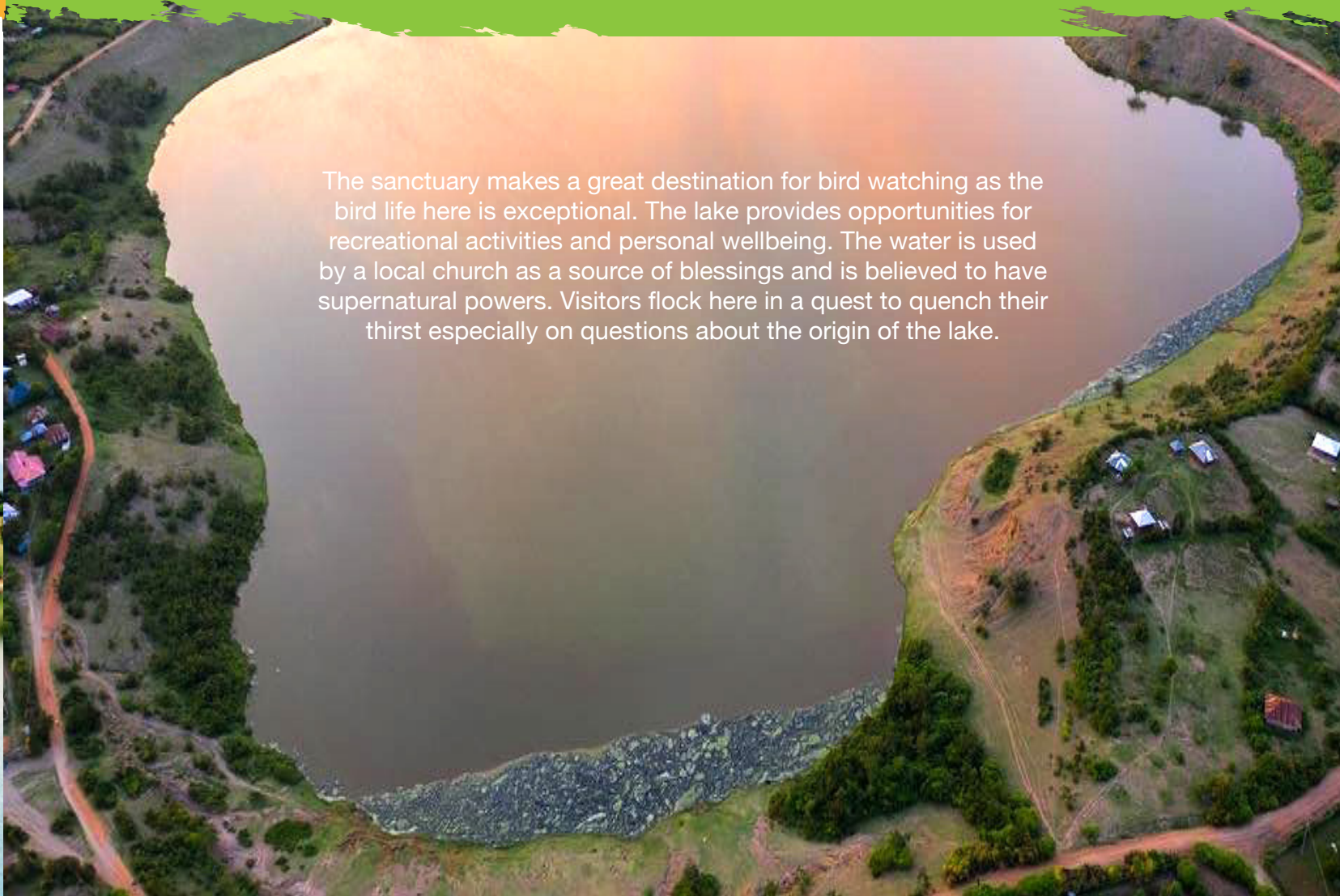
INTRODUCTION

Located close to Kendu Bay town, Lake Simbi is a tiny Crater of volcanic origin with no known inlet or outlet measuring about one kilometer in radius. Both Lake Simbi and adjacent Odango sites support a substantial bird population that includes flamingos, little grebes, little egrets and Egyptian geese, making it a haven for bird watchers. Traditional folklore allude that where the lake sits today existed a village which mysteriously disappeared in a violent storm when residents refused to shelter and feed an old woman who sought refuge there thus creating a large depression that formed what is called Lake Simbi Nyaima today.



KEY ATTRACTIONS & ACTIVITIES

The sanctuary makes a great destination for bird watching as the bird life here is exceptional. The lake provides opportunities for recreational activities and personal wellbeing. The water is used by a local church as a source of blessings and is believed to have supernatural powers. Visitors flock here in a quest to quench their thirst especially on questions about the origin of the lake.



PARK RULES

Adhere to Park entry and exit times. Unless you are an overnight visitor, always exit the park before dusk. Park gates open at 6:00 am and close at 6:00 pm.

1

General rules of the road apply. Car hooting and driving under the influence of alcohol is strictly prohibited.



Move slowly and quietly but remember all animals are wild and can react dangerously if startled.

3



All KWS parks, reserves and sanctuaries are SINGLE USE PLASTIC FREE ZONES.

LAKE SIMBI NATIONAL SANCTUARY

Toll Free Number: 0800597000

[f Kenya Wildlife Service](#) [@kwskenya](#) [kenyawildlifeservice](#) [kws.go.ke](#)